
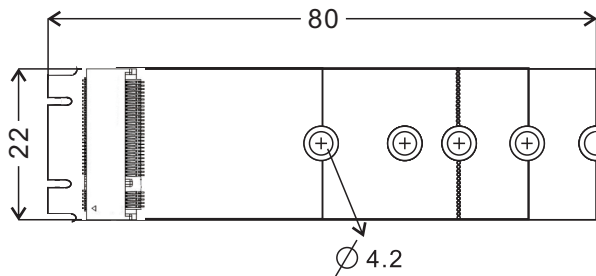


# M.2 (NGFF) golden finger to M.2 connector adapter



## Dimensions (unit:mm)



## Order Information

Part No.	AD911A
Description	M.2 golden finger with B+M key notch to M.2 B key connector interposer card

## Features

- Build in M.2 B key connector connector
- Connected M.2 SSD signal to M.2 NGFF Signal port

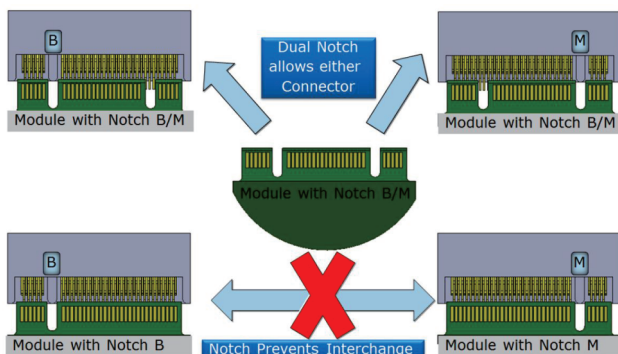
## Specifications

- PCI Express M.2 Spec. Revision 0.7, Version 1.0
- SerialATA\_Revision\_3\_2\_Gold

## Support M.2(NGFF) SSD Form factor

- Type 2260-D2-B-M: 60mm(L) x 22mm(W)
- Type 2242-D2-B-M: 42mm(L) x 22mm(W)
- Type 2230-D2-B-M: 30mm(L) x 22mm(W)

## Dual Module key Scheme Example



## SSD Module pinout

74	3.3V	CONFIG_2 = GND	75
72	3.3V	GND	73
70	3.3V	GND	71
68	SUSCLK(32kHz) (I)(0/3.3V)	CONFIG_1 = GND	69
		N/C	67
	Module Key	Module Key	M Key notch
	Module Key	Module Key	
	Module Key	Module Key	
	Module Key	Module Key	
	Module Key	Module Key	
58	Reserved for MFG Clock	GND	57
56	Reserved for MFG Data	N/C	55
54	N/C	N/C	53
52	N/C	GND	51
50	N/C	SATA-A+	49
48	N/C	SATA-A-	47
46	N/C	GND	45
44	N/C	SATA-B-	43
42	N/C	SATA-B+	41
40	N/C	GND	39
38	DEVSPL (I)(0/3.3V)	N/C	37
36	N/C	N/C	35
34	N/C	GND	33
32	N/C	N/C	31
30	N/C	N/C	29
28	N/C	GND	27
26	N/C	N/C	25
24	N/C	N/C	23
22	N/C	CONFIG_0 = GND	21
20	N/C	Module Key	M Key notch
	Module Key	Module Key	
	Module Key	Module Key	
	Module Key	Module Key	
	Module Key	Module Key	
10	DAS/DSS# (O)(OD)	N/C	11
8	N/C	N/C	9
6	N/C	N/C	7
4	3.3V	N/C	5
2	3.3V	GND	3
		CONFIG_3 = GND	1

Socket 2 SATA-based SSD Module Pinout